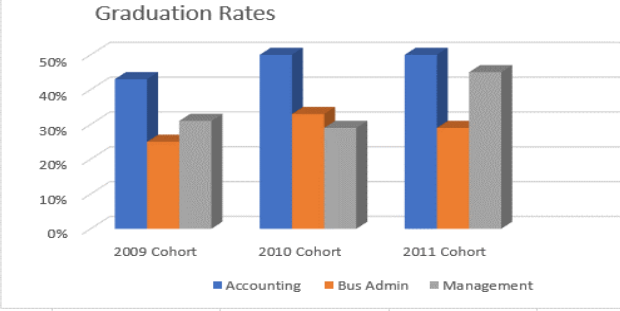
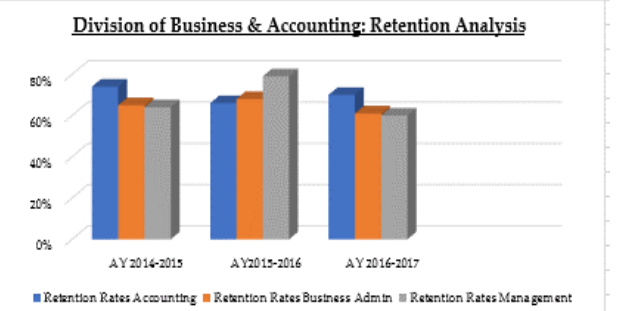



Reporting and Analysis of Results: Table 6.1

Performance Measure	What is your measurement instrument or process?	Current Results	Analysis of Results	Action Taken or Improvement made	Insert Graphs or Tables of Resulting Trends (3-5 data points preferred)																				
Measurable goal What is your goal?	(Indicate length of cycle)	What are your current results?	What did you learn from the results?	What did you improve or what is your next step?																					
The Division of Business & Accounting will increase its graduation rate by 5%.	Analysis of annual graduation rates for programs within the Division of Business & Accounting as reported by the Office of Academic Records.	In Fall 2011, the Division had 31 students who declared a major in Accounting, Business Administration or Management. The graduation rate for the 2011 Cohort was 39%. This was an increase of 4% over the previous year.	Although we did not reach the 5% target, we did experience growth as a result of proactive advisement and enhanced course offerings.	In addition to continual reviews of course schedules and degree plans, Division faculty will seek to identify and address issues interfering with graduation tracks for our students earlier in the semester.	 <p style="text-align: center;">Graduation Rates</p> <table border="1"> <caption>Graduation Rates Data</caption> <thead> <tr> <th>Cohort</th> <th>Accounting</th> <th>Bus Admin</th> <th>Management</th> </tr> </thead> <tbody> <tr> <td>2009 Cohort</td> <td>~45%</td> <td>~28%</td> <td>~35%</td> </tr> <tr> <td>2010 Cohort</td> <td>~52%</td> <td>~35%</td> <td>~32%</td> </tr> <tr> <td>2011 Cohort</td> <td>~53%</td> <td>~32%</td> <td>~48%</td> </tr> </tbody> </table>	Cohort	Accounting	Bus Admin	Management	2009 Cohort	~45%	~28%	~35%	2010 Cohort	~52%	~35%	~32%	2011 Cohort	~53%	~32%	~48%				
Cohort	Accounting	Bus Admin	Management																						
2009 Cohort	~45%	~28%	~35%																						
2010 Cohort	~52%	~35%	~32%																						
2011 Cohort	~53%	~32%	~48%																						
The Division of Business & Accounting will increase its student retention rate by 5%.	Analysis of annual retention rates for programs within the Division of Business & Accounting as reported by the College's Counseling, Advising & Testing Center.	The Division of Business & Accounting's retention rate for academic year 2017 was 65%. This was a 6% decrease from prior period.	The current year results indicate that the Division needs to place greater emphasis on retaining students and providing resources to ensure students successfully complete the requirements for our Accounting, Business Administration and Management programs.	To improve retention rates, faculty will provide direct, proactive advisement to students more frequently, collaborate with the College's Retention Specialists, and continually review course schedules & resources to ensure hours and availability meet the needs of students within the Division of Business & Accounting.	 <p style="text-align: center;">Division of Business & Accounting: Retention Analysis</p> <table border="1"> <caption>Retention Rates Data</caption> <thead> <tr> <th>AY</th> <th>Retention Rates Accounting</th> <th>Retention Rates Business Admin</th> <th>Retention Rates Management</th> </tr> </thead> <tbody> <tr> <td>AY 2014-2015</td> <td>~78%</td> <td>~70%</td> <td>~70%</td> </tr> <tr> <td>AY 2015-2016</td> <td>~70%</td> <td>~75%</td> <td>~82%</td> </tr> <tr> <td>AY 2016-2017</td> <td>~75%</td> <td>~68%</td> <td>~68%</td> </tr> </tbody> </table>	AY	Retention Rates Accounting	Retention Rates Business Admin	Retention Rates Management	AY 2014-2015	~78%	~70%	~70%	AY 2015-2016	~70%	~75%	~82%	AY 2016-2017	~75%	~68%	~68%				
AY	Retention Rates Accounting	Retention Rates Business Admin	Retention Rates Management																						
AY 2014-2015	~78%	~70%	~70%																						
AY 2015-2016	~70%	~75%	~82%																						
AY 2016-2017	~75%	~68%	~68%																						
The Division of Business & Accounting will increase its declared majors by 5%.	Number of students declaring a major within the Division of Business & Accounting as reported by the College's Counseling, Advising and Testing Center.	For the current reporting period there were 335 students with majors declared in Accounting, Business Administration and Management. This resulted in a 1% decrease over the prior year.	The slight decrease in declared majors resulted from our Accounting and Management programs.	The Division's faculty will strengthen recruiting efforts for all its majors through partnerships with student organizations and freshmen activities to promote our majors and attract new students to Accounting, Business Administration and Management programs.	 <p style="text-align: center;">Trends in Major Disciplines</p> <table border="1"> <caption>Trends in Major Disciplines Data</caption> <thead> <tr> <th>Year</th> <th>ACC</th> <th>BSA</th> <th>MGT</th> <th>Totals</th> </tr> </thead> <tbody> <tr> <td>2015</td> <td>~50</td> <td>~110</td> <td>~120</td> <td>~280</td> </tr> <tr> <td>2016</td> <td>~70</td> <td>~140</td> <td>~170</td> <td>~380</td> </tr> <tr> <td>2017</td> <td>~60</td> <td>~150</td> <td>~160</td> <td>~370</td> </tr> </tbody> </table>	Year	ACC	BSA	MGT	Totals	2015	~50	~110	~120	~280	2016	~70	~140	~170	~380	2017	~60	~150	~160	~370
Year	ACC	BSA	MGT	Totals																					
2015	~50	~110	~120	~280																					
2016	~70	~140	~170	~380																					
2017	~60	~150	~160	~370																					